



**Far North
District Council**
Te Kaunihera o Tai Tokerau Ki Te Raki

Far North District Council

Council Financial Report

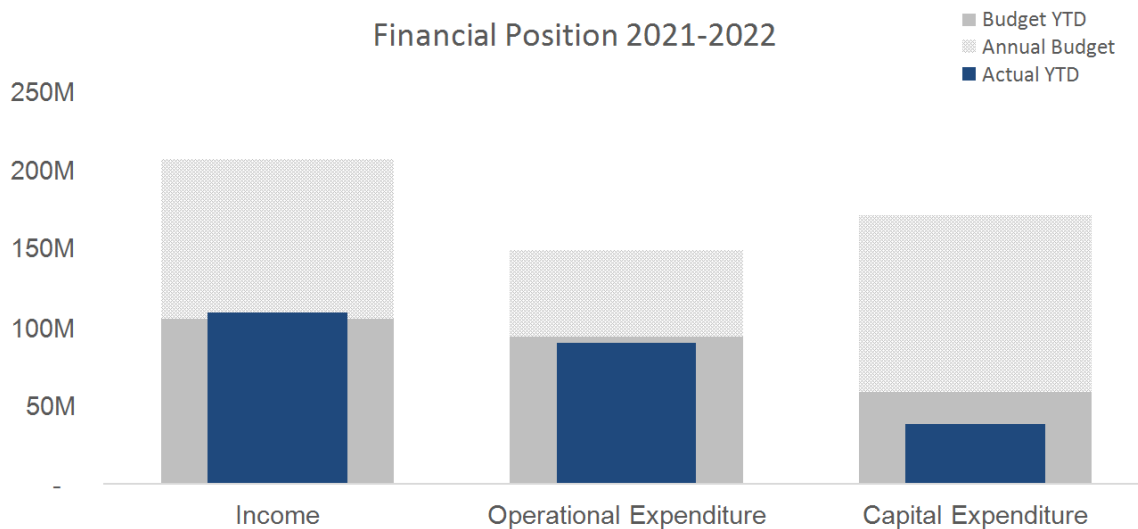
for the period ending **28-February-2022**

Contents

Financial Overview	3
Council Financial Performance – Income.....	4
Council Financial Performance – Operational Expenditure.....	7
Council Financial Performance – Capital Expenditure	9
Unbudgeted Expenditure	8
Budget Movements.....	10
Treasury Report	16
Treasury Compliance	17
Statement of Financial Performance.....	17
Statement of Capital Performance	18
Analysis of Controllable Income and Expenditure by LTP Group.....	19
Capital Spend Analysis	20
Capital spend Analysis by %.....	21

Financial Overview

Key financial metrics from the Statement of Financial Performance for the Far North District Council as at 28-February-2022.



Year to Date

Actual Position as at 28-February-2022

	Actual YTD	Budget YTD	Variance to Budget YTD	% Variance Actual to Budget YTD
Total Income	109.0M	105.0M	4.0M	4%
Operational Expenditure	90.0M	93.9M	-3.9M	-4%
Net Operating Position	19.0M	11.1M	7.9M	71%
Capital Expenditure	37.9M	58.3M	-20.4M	-35%

Year End

Forecast Position as at 30-June-2022

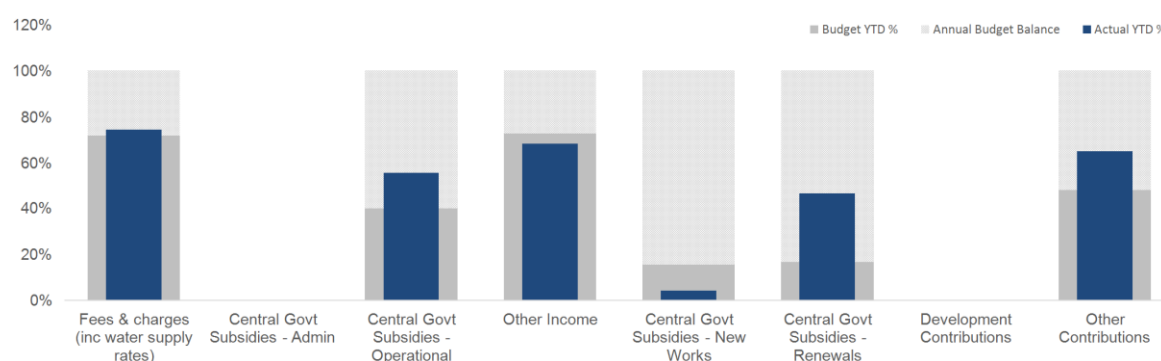
	Annual Forecast	Annual Budget	Forecast Variance to Budget	% Variance Forecast to Budget YTD
Total Income	188.5M	206.9M	-18.4M	-9%
Operational Expenditure	150.6M	149.1M	1.6M	1%
Net Operating Position	37.9M	57.8M	-19.9M	-34%
Capital Expenditure	120.0M	170.9M	-50.9M	-30%

**In the tables above and throughout this report, variances +/- 5% from budget are indicated as on track / green, anything outside this is red.*

Council Financial Performance – Income

Please note these figures relate to the Statement of Financial Performance controllable costs only, which excludes general rates and rates penalties.

Actual YTD	Budget YTD	Variance to Budget YTD	% Variance to Budget YTD	Annual Budget	Annual Forecast	Forecast Variance to Budget	% Forecast Variance to Budget
46.3M	42.2M	4.1M	10%	112.2M	93.8M	18.4M	-20%



Highlights:

Fees & Charges

- Income received from the Hokianga Ferry recorded a surplus with the rise in local tourism across the district during the summer holiday period.
- Income received from refuse transfer stations are higher with increased volumes and extended opening hours during the summer holiday period.
- There has been a large number of resource consent applications processed and the team is meeting statutory timeframes. Discounts applied to customers have remained low. Building consents has had the highest number of consents on average compared to the last six years and the team has maintained their time keeping process for chargeable time. The team is now one of the top-performing teams in New Zealand.
- Kerikeri is under budget for water by meter charges. The Kerikeri water readings had been delayed due to COVID-19 and will now be charged for a full year in March.

Other Income

- Resource Consents other income is under budget, bonds exceeding six years has now been written off under statute barred rules.
- The 3-Waters Department of Internal Affairs (DIA) funding is now under budget, there are further claims to be made once milestones are reached. These are currently being reviewed as part of the Annual Plan 2022/23 process.
- Operational grant received in advance last financial year 2020-21 from the Ministry of Business, Innovation & Employment (MBIE) under the Provincial Growth Fund (PGF) to support capital works for the Ngapipito, Peria, Ruapekapeka road sealing projects.

- Grant funding has been received for the Mayors Taskforce for Jobs.

Central Govt Subsidies – Operational

- Income has been received from Waka Kotahi (NZTA) for sealed and unsealed pavement maintenance with pre-reseal repairs being undertaken with the intention of further reseal works on the general roading network in time for the construction period and environmental maintenance with first response repairs being undertaken as a result of the September/October 2021 storm damage.
- Waka Kotahi (NZTA) has approved funding for the September/October 2021 storm damage and is claimed under the emergency event work category. The funding has now been fully used for the first response repairs.
- Income received in advance last financial year 2020-21 from the Ministry of Business, Innovation & Employment (MBIE) under the Tourism Infrastructure Fund (TIF) package for upgrading public toilets at Ramp Rd, Karikari & Doubtless Bay and Waitangi Jetty.

Central Govt Subsidies – New Works

- Income received in advance last financial year 2020-21 from the Ministry of Business, Innovation & Employment (MBIE) for public toilet upgrade and enhancements at Cable Bay carpark, Waitangi Boat Ramp and temporary portable toilets across the district.
- Further funding has been applied for Round 5 of the Tourism Infrastructure Fund (TIF) for Smart Bins and Wi-Fi network lighting initiatives at Russell and Paihia, and construction of public toilets at Lake Manuwai and Te Paki Stream Road Cape Reinga.
- Income received from Waka Kotahi (NZTA) for Powell Road slip remediation, West Coast Road bridge project, roadside barriers/guardrails, audible tactile profile/road markings, traffic calming improvement works ongoing from last financial year 2020-21 and associated improvements across projects in the district. Construction of footpaths in the BOI-Whangaroa Ward: SH11, Kaipatiki Rd to York Rd is ongoing from last financial year, physical works now complete and awaiting sign off.
- Final subsidy claim received from the Ministry of Business, Innovation & Employment (MBIE) for seal extension at Pungaere Road with a handful of ancillary works items that were outstanding have been addressed.
- Applied Round 5 of the Tourism Infrastructure Fund (TIF) from the Ministry of Business, Innovation & Employment (MBIE) for Bayly Road sealing at Waitangi.

Central Govt Subsidies – Renewals

- Income has been received for renewal projects across the district for unsealed road metalling (North area), sealed road resurfacing (South area), rehabilitation (North area) taking advantage of good weather condition.

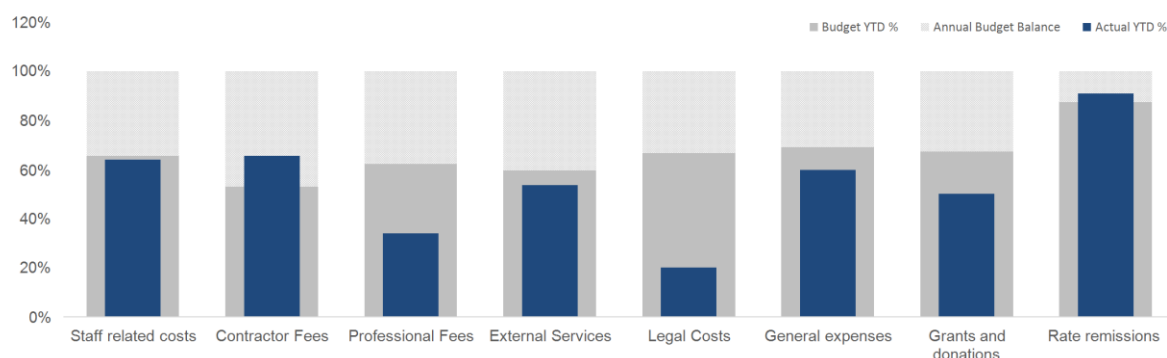
Other Contributions

- Unspent Ministry of Business, Innovation & Employment (MBIE) grant funding has been brought into this year to complete the southern animal welfare facility.
- Income received in advance last financial year 2020-21 from the Ministry of Business, Innovation & Employment (MBIE) under the Provincial Growth Fund (PGF) as capital grant received for the Kerikeri Domain, Waipapa Sports Hub and Te Hiku o te Ika projects. These were planned to be spent this financial year, however the Waipapa Sports Hub and Te Hiku projects are expected to carry-over into next financial year.
- The 3-Waters Department of Internal Affairs (DIA) funding is now under budget, there are further DIA claims to be made once milestones are reached. These are currently being reviewed as part of the Annual Plan 2022/23 process.
- Planned Provincial Growth Funds (PGF) capital grant received for road seal projects at Ruapekapeka, Ngapipito and Peria Road. Ruapekapeka sealing works will carry-over into next financial year for completion in next summer season.

Council Financial Performance – Operational Expenditure

Please note these figures relate to the Statement of Financial Performance controllable costs only, which excludes allocations, interest costs, depreciation and other asset costs and gain/loss on disposal.

Actual YTD	Budget YTD	Variance to Budget YTD	% Variance to Budget YTD	Annual Budget	Annual Forecast	Forecast Variance to Budget	% Forecast Variance to Budget
63.9M	67.3M	-3.5M	-5%	109.2M	110.8M	1.6M	1%



Highlights:

Contractor Fees

- Pre-reseal repairs being undertaken with the intention of further reseal works on the general roading network intime for the construction period and first response costs incurred following the September/October storm damage for environmental maintenance.
- Waka Kotahi (NZTA) has approved funding for the September/October 2021 storm damage and would be claimed under the emergency event work category. The funding has now been fully used for the first response repairs.
- The wastewater variance is attributed to the unbudgeted, increased operational costs for the new Kerikeri Wastewater Treatment Plant; unbudgeted, increased operational costs for Paihia Wastewater Treatment Plan with chemical dosing and above average network pump failures with rag blockages. In addition, some costs have been coded incorrectly and should be Stormwater external services. A plan is in place to address the cost variance.

Professional Fees

- A number of consultants have not yet been engaged across the organisation.
- Asset condition assessments are behind budget due to the start of the year being committed to planning the three-year program, however, the full budget will be utilised this year.
- The 3-Water reform works are on target to be spent in full by the end of the financial year.

External Services

- Planned Provincial Growth Fund (PGF) to support enabling works for the road sealing capital projects at Ruapekapeka, Ngapipito and Peria Road.
- Innovating and safer streets project initiatives at Kawakawa and Moerewa in conjunction with Waka Kotahi (NZTA) are ongoing from last financial year 2020-21.
- Construction of the entrance to the Waipapa Sports Hub project from State Highway 10 is currently underway, and health and safety awareness and support works are ongoing for the Te Hiku revitalisation project.
- The summer dust suppression program is underway to mitigate road generated dust on the unsealed roads network.
- Wastewater is behind budget, the majority of funds will be spent from January to June. The programme is well underway with focus on using the Department of Internal Affairs (DIA) funds for desludging by March 2022.

Legal Costs

- Legal costs are tracking well except for District Plan, this budget will be drawn upon to support a range of external professional services required to deliver the proposed district plan.

General Expenses

- Audit fees, Discretionary professional fees, Commissioner's fees, Event promotions have not been utilised.

Grants & Donations

- There is a timing issue with the MN10 Matawii Dam, the funds will be utilised in one payment prior to year-end, this is for the Dam design and development in Kaikohe.
- Sport Northland has not invoiced for the annual management fee for Kawakawa swimming pool.
- Annual cycletrail grant has been paid to the Pou Herenga Tai Twin Coast Cycle Trail Trust.
- Community boards fund account received less applications received than usual due to COVID-19 restrictions causing uncertainty with our community.

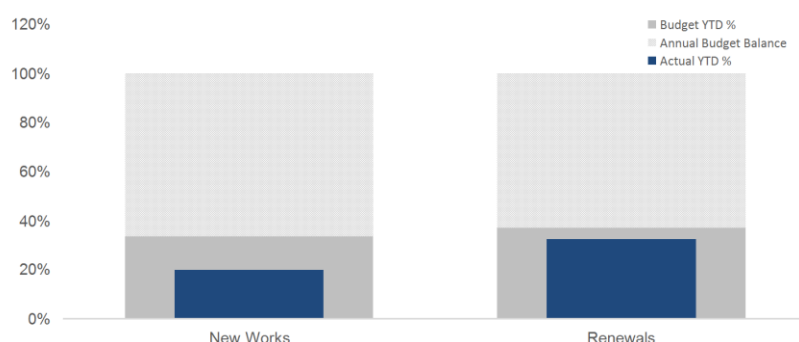
Rate Remissions

- Rate Remissions are primarily transacted in the first month for the whole year where ongoing remissions have been approved. Additional remissions are received during the year but the timing of these is unpredictable. The unpredictable nature of this activity makes it difficult to set and time budgets accurately. Cashflow forecast is being reviewed.

Council Financial Performance – Capital Expenditure

These figures are direct from the Statement of Capital Performance.

Actual YTD	Budget YTD	Variance to Budget YTD	% Variance to Budget YTD	Annual Budget	Annual Forecast	Forecast Variance to Budget	% Forecast Variance to Budget
37.9M	58.3M	- 20.4M	● -35%	170.9M	120.0M	- 50.9M	● -42%



Highlights:

New Works

- Wastewater new minor works is under budget, due to the uncertainty of works the budget cannot be accurately timed. The majority of the under spend variance has been moved out to future years at the request of IAM.
- Kaitaia New Source (Sweetwater) is behind budget but fully committed. Construction has progressed well with approximately 12,700m of pipe installed by means of directional drilling. The physical construction completion date is scheduled for May. Access agreement has been reached with Ngai Takoto which has been signed by the QEII Trust and an update of the project to date was to be sent to Iwi representatives.
- Monument Hill Deep Bore project is behind budget. Consent application to utilise both the shallow and deep bores has been submitted to NRC. Detailed design for stage 3 is in progress and construction start dates is planned for March
- The Kerikeri WTP Clarifier project is behind budget, a closed tender has been approved in November and works are expected to commence in April.
- The MN10 Matawii Dam project is dependent on a water supply agreement and subscription agreement which is likely to be finalised after March.
- Healthy homes upgrades are in design stage and funds have been reforecasted to next financial year.
- Cable Bay carpark project funded by Tourism Infrastructure Fund (TIF) is behind schedule however agreement was extended to 31 March 2022 with construction commencing in early March to complete in time.
- Works at Paihia waterfront have been tendered and anticipate an outcome in due course whether to construct this financial year or defer to next financial year.
- Whangaroa maritime land purchase at Ratcliffs Bay has been delayed due to finalising the legal documentation.

- Construction of Lake Manuwai & Te Paki Stream public toilets are funded through the Round 5 Tourism Infrastructure Fund (TIF) and is behind schedule due to COVID-19 supply chain disruptions.
- Powell Road slip remediation, West Coast Road bridge project, roadside barriers/guardrails, audible tactile profile/road markings, traffic calming improvement works ongoing from last financial year and associated improvements across projects in the district.
- Construction of footpaths in the BOI-Whangaroa Ward: SH11, Kaipatiki Rd to York Rd and Te Hiku Ward footpath loop project ongoing from last financial year, physical works now complete and awaiting sign off.
- Re-route and relocation works between Taumarere to Opuia cycle trail project is ongoing from last financial year however, works would carry-over into next financial year.
- The oil separator project at the transfer stations is slightly behind however funds are committed.
- The Southern Animal Shelter tender evaluations are currently being carried out and milestone dates have been amended with MBIE. Construction is expected to commence in April.

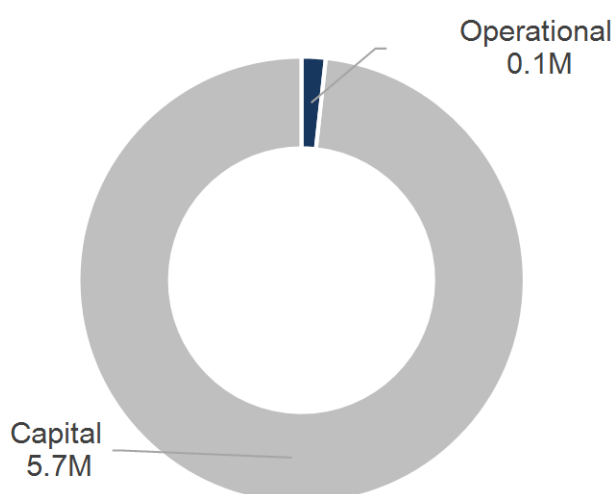
Renewals

- Delivery of motor vehicles have been delayed due to COVID-19 disruptions.
- Opononi hall renewals is behind budget at this stage due to delays in getting a designer and electrical & roofing reports to identify the scale of work required. Works would roll over into next financial year with anticipated completion in Spring. Furthermore, works on Kohukohu hall have been deferred to next financial year for additional budget.
- Planned renewals works at Ahipara, Awanui, Kaikohe, Kaitaia, Kawakawa, Kohukohu, Rawene and Waima have been deferred to next financial year.
- Renewal of Opito Bay toilets is in detailed design stage with project now deferred to next financial year.
- Renewal works across roading network is taking advantage of the construction period for unsealed road metaling in Northern area is higher than the anticipated heavy metal build-up and running course programme, sealed road resurfacing for South area is 52% complete and North area is 50% complete against the reseal programme for 2021/22 and anticipate to complete works in autumn, pavement rehabilitation for North area has completed 1350 metres of sealing with 1300 metres ready to be sealed in late summer out of the revised total programme of 2.65 kilometres in North. All rehabilitation design has been approved and works are progressing satisfactorily.
- Structures renewal works is ongoing for general bridge repairs and construction of scour protection across the road network.
- Hokianga Harbour Coastal Repairs planned renewals works on steel piles are ongoing at the Omapere wharf. Unahi wharf development project is behind schedule due to COVID-19 disruptions as the pile specialists were based in Auckland.

Unbudgeted Expenditure

These are additional works not included in the original budget for the current year.

Unbudgeted work greater than \$100,000 must be approved by Council, anything less than that can be approved by a General Manager with appropriate financial delegation.



Unbudgeted Expenditure

**Expenditure over \$100K approved by Council (in grey)*

Unbudgeted Operational		Amount
Economic Planning	Professional Fees	50,000
Swimming Pools	External Services	25,032
Swimming Pools	External Services	21,754
Swimming Pools	External Services	3,099
		99,885

Unbudgeted Capital Works		Amount
Kaitaia New Source (Sweetwater) - 3 Waters Reform	CAPEX New Works Contract Services	4,391,629
Mayors Taskforce for Jobs	External Services	250,000
Wi-Fi Network Lighting - Paihia	CAPEX New Works Contract Services	100,000
Wi-Fi Network Lighting - Russell	CAPEX New Works Contract Services	86,306
HFTE Oxford Street Kaitaia, Planned Renewals(DFP1074)	External Services	60,000
Omapere Freese Park Erosion	Professional Fees	57,000
Te Hiku o te Ika - PGF	CAPEX New Works Contract Services	35,338

Te Paki Stream Toilets	External Services	16,000
Lake Manuwai Toilet	External Services	12,000
Cape Reinga Road (Te Paki i-Site) Dump Station	External Services	12,000
District Wide Smart Bins	External Services	8,000
Wi-Fi Network Lighting - Russell	External Services	5,470
Wi-Fi Network Lighting - Paihia	External Services	4,659
Wi-Fi Network Lighting - Paihia	Grants Operational	-4,659
Wi-Fi Network Lighting - Russell	Grants Operational	-5,470
District Wide Smart Bins	Grants Operational	-8,000
Lake Manuwai Toilet	Grants Operational	-12,000
Cape Reinga Road (Te Paki i-Site) Dump Station	Grants Operational	-12,000
Te Paki Stream Toilets	Grants Operational	-16,000
Te Hiku o te Ika - PGF	Recoveries	-35,338
Wi-Fi Network Lighting - Russell	Subsidy New Works	-43,153
Wi-Fi Network Lighting - Paihia	Subsidy New Works	-50,000
Mayors Taskforce for Jobs	Grants Operational	-250,000
		4,601,782

Unbudgeted Roothing

Amount

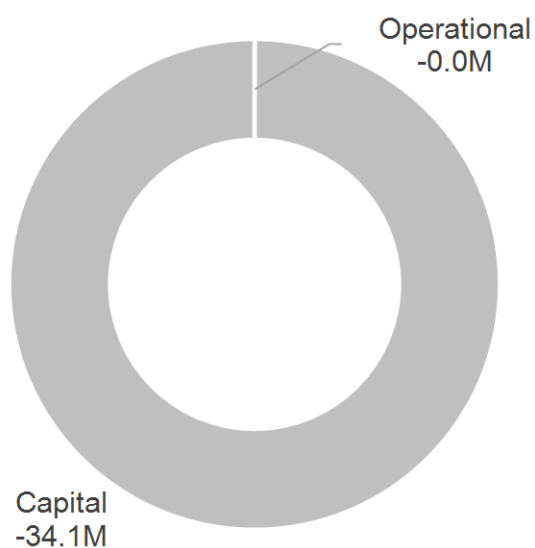
Emergency Event Sep/Oct 2021	External Services	560,140
Kaitaia-Awaroa Road (Herekino Gorge) -	CAPEX Renewal Works Contract	426,500
Kaimaumau Road Traffic Calming - Speed Bumps	CAPEX New Works Contract Services	50,000
Powell Road Culvert Extension, Cable Bay	CAPEX New Works Contract Services	25,000
		1,061,640

5,763,307

Budget Movements

These are budgets timed in future years, brought forward into the current year (positive values) OR budgets timed in the current year to be moved out to future years (negative values).

The figures that follow exclude the \$5M Roothing budget adjustment moved out to future years to reflect the lower of FNDC or NZTA budget.



Budget Movements

General Ledger	Comment	Amount
Infrastructure asset management - wastewater	Reforecast Journal OPEX Reforecast BM ledger	-129
Infrastructure asset management - stormwater	Reforecast Journal OPEX Reforecast BM ledger	-130
Infrastructure asset management - water	Reforecast Journal OPEX Reforecast BM ledger	-279
Infrastructure asset management - facilities	Reforecast Journal OPEX Reforecast BM ledger	-300
Infrastructure asset management - wastewater	Reforecast Journal OPEX Reforecast BM ledger	-300
Community Board Operations	Reforecast Journal OPEX Reforecast BM ledger	-500
Community Board Operations	Reforecast Journal OPEX Reforecast BM ledger	-500
Infrastructure asset management - facilities	Reforecast Journal OPEX Reforecast BM ledger	-500

Infrastructure asset management - water	Reforecast Journal OPEX Reforecast BM	-1,000
Community Board Operations	Reforecast Journal OPEX Reforecast BM	-2,000
		-5,638

Project Ledger	Comment	Amount
Paihia Maritime	Reforecast Paihia Maritime to FY22/23	6,500,000
Lindvart Park PGF Gymnasium	Reforecast Lindvart Park Funding to FY 22/23	5,801,195
Waipapa Sports Hub - PGF	Waipapa Sports Hub saving towards salary to FY22/23	983,372
Te Hiku o te Ika - PGF	Te Hiku o te Ika - Revitalisaion Project to FY22/23	884,883
Kerikeri WTP New Clarifiers - 3 Waters	Tfr Future Budget GM Corporate Approved	400,000
Kerikeri Squash Relocation	Reforecast Kerikeri Squash Relocation to FY22/23	221,551
Opua-Paihia Walkway Boardwalk	LOS Budget transfer for Opua-Paihia from FY23/24 to FY21/22	176,904
Hihi WWTP Construction	IAM Reforecast Out of FY21-22 Delivery Schedule Update Rakesh	150,000
RFID Installation	Professional Fees Savings 2021 Software Licence Fees Savings 2021	53,000
Kerikeri Domain - PGF	Kerikeri Domain Savings towards salary for Principal Advisor Sustainable Procurement	41,040
Paihia PS1 upgrade	Tfr Renewal Budgets Approved by GM Corporate	30,060
Opua-Paihia Walkway Boardwalk	LOS Budget transfer for Opua-Paihia from FY23/24 to FY21/22	30,000
Kawakawa Pump Station Upgrades	Tfr Renewal Budgets Approved by GM Corporate	20,336
Procter Library Refresh	Procter Library Refresh Renewals from 2023/24	15,062
Whangaroa Pump Station	Tfr Renewal Budgets Approved by GM Corporate	7,935
Air conditioning units	Forecast of Renewals Bud for AC unit in Server Room	4,890
Building Services Fixtures & Fitting Renewals	Forecast additional CCTV cameras and upgrade system -Kaikohe HQ from FY24/25	3,110
Opua-Paihia Walkway Boardwalk	LOS Budget transfer for Opua-Paihia from FY23/24 to FY21/22	2,000
Russell Transfer Station Renewals	Reinstate budget removed in error - IAMs Russell Transfer Station Renewals	-
East Coast PS Leslie Rd	IAM Reforecast Out of FY21-22 Delivery Schedule Update Rakesh	-2,980
HFTE Horeke, Reactive Renewals(DFP0494)	IAM Reforecast Out to FY22-23 Delivery Schedule Update Rakesh	-5,000
Russell WWTP UV Unit	IAM Reforecast Out of FY21-22 Delivery Schedule Update Rakesh	-5,131
Okaihau Parks & Reserves	Reforecast Okaihau Parks & Reserves to FY24/25	-6,113
Omapere Freese Park	IAM Reforecast Out to FY22-23 Delivery Schedule Update Rakesh	-10,000

HFTE Awanui, Planned Renewals(DFP1077)	IAM Reforecast Out to FY22-23 Delivery Schedule Update Rakesh	-11,667
East Coast Kotare Drive Stormwater Renewals	IAM Reforecast Out of FY21-22 Delivery Schedule Update Rakesh	-15,000
Parks & Reserves Eastern	IAM Reforecast - Release Budget Delivery Schedule Update Rakesh	-15,415
Accessible Carparks Eastern	IAM Reforecast - Release Budget Delivery Schedule Update Rakesh	-15,415
Parks & Reserves Western	Western Ward Softfall trf out budget on Parks & Reserves Western - softfall	-16,146
Te Kao Transfer Station Renewals	IAM Reforecast Out to FY24-25 Delivery Schedule Update Rakesh	-17,005
Russell Resource Consent	IAM Reforecast Out of FY21-22 Delivery Schedule Update Rakesh	-17,750
Kerikeri WWTP Consent	IAM Reforecast Out of FY21-22 Delivery Schedule Update Rakesh	-21,883
Taipa Transfer Station Renewals	IAM Reforecast Out to FY24-25 Delivery Schedule Update Rakesh	-22,108
East Coast PS Leslie Rd	IAM Reforecast Out of FY21-22 Delivery Schedule Update Rakesh	-25,609
Kaero WWTP Flow Balance Tank UV	IAM Reforecast Out of FY21-22 Delivery Schedule Update Rakesh	-26,633
Tii Beach Seawall - Paihia	IAM Reforecast Out to FY28-29 Delivery Schedule Update Rakesh	-27,698
Russell Resource Consent	IAM Reforecast Out of FY21-22 Delivery Schedule Update Rakesh	-32,250
Jaycee Park/Centennial Park	IAM Reforecast - Release Budget Delivery Schedule Update Rakesh	-32,724
Proposed Dog Park, Kerikeri	IAM Reforecast Out to FY22-23 Delivery Schedule Update Rakesh	-34,000
Whatuwhiwhi PS	IAM Reforecast Out of FY21-22 Delivery Schedule Update Rakesh	-35,200
Kaitaia PS	IAM Reforecast Out of FY21-22 Delivery Schedule Update Rakesh	-36,300
Ahipara Pump Station Upgrades	IAM Reforecast Out of FY21-22 Delivery Schedule Update Rakesh	-38,136
Kohukohu PS	IAM Reforecast Out of FY21-22 Delivery Schedule Update Rakesh	-38,500
Whangaroa Pump Station	IAM Reforecast Out of FY21-22 Delivery Schedule Update Rakesh	-38,500
Kerikeri Domain - PGF	Kerikeri Domain Savings towards salary for Principal Advisor Sustainable Procur	-41,040
Kaikohe Memorial hall renewals	IAM Reforecast Out of FY21-22 Delivery Schedule Update Rakesh	-42,508
Parks & Reserves Eastern	Reinstate budget removed in error - IAMs Parks & Reserves Eastern - softfall	-43,374
Cemeteries Management	Corp reforecast out to FY22-23 schedule update by Jaime & Jason	-45,000
Hihi Discharge Consent	IAM Reforecast Out of FY21-22 Delivery Schedule Update Rakesh	-45,000
Kaero Discharge Consent	IAM Reforecast Out of FY21-22 Delivery Schedule Update Rakesh	-45,000

Floodgates	IAM Reforecast Out of FY21-22 Delivery Schedule Update Rakesh	-46,015
Kaikohe Discharge Consent	IAM Reforecast Out of FY21-22 Delivery Schedule Update Rakesh	-46,699
Digital Mailroom	Corp reforecast - release budget schedule update by Jaime & Jason	-50,000
Kaitaia Reduction of Wastewater Overflows Option	IAM Reforecast Out of FY21-22 Delivery Schedule Update Rakesh	-50,000
Moerewa WS Renewals (Pembroke/Massey/Ranfurley/Reed)	IAM Reforecast Out of FY21-22 Delivery Schedule Update Rakesh	-50,000
RFID Installation	Professional Fees Savings 2022 Software Licence Fees Savings 2022	-53,000
Opononi Pump Stations	IAM Reforecast Out of FY21-22 Delivery Schedule Update Rakesh	-53,900
Kerikeri Reservoir	IAM Reforecast Out of FY21-22 Delivery Schedule Update Rakesh	-54,707
HFTE Kawakawa, Planned Renewals(DFP1081)	IAM Reforecast Out to FY22-23 Delivery Schedule Update Rakesh	-56,667
HFTE Ahipara, Planned Renewals (DFP1076)	IAM Reforecast Out to FY22-23 Delivery Schedule Update Rakesh	-58,000
Parks & Reserves Northern	Reinstate budget removed in error - IAMs Parks & Reserves Northern - softfall	-58,588
Kaitaia Airport - HFE upgrade	Reforecast Kaitaia Airport - HFE upgrade to	-60,000
Russell WWTP UV Unit	IAM Reforecast Out of FY21-22 Delivery Schedule Update Rakesh	-62,730
HFTE Kohukohu, Planned Renewals(DFP1083)	IAM Reforecast Out to FY22-23 Delivery Schedule Update Rakesh	-63,333
Kerikeri Maritime	Reforecast Kerikeri Maritime to FY22/23	-63,462
Kaitaia Parkdale Crescent Stormwater Renewals	IAM Reforecast Out of FY21-22 Delivery Schedule Update Rakesh	-65,000
External Delivery - Public Facing	Corp reforecast out to FY22-23 schedule update by Jaime & Jason	-70,000
Kaikohe PS	IAM Reforecast Out of FY21-22 Delivery Schedule Update Rakesh	-71,500
Lonely Valley Road Pump Station Replacement	IAM Reforecast Out of FY21-22 Delivery Schedule Update Rakesh	-72,000
Cyber Security	Corp reforecast - release budget schedule update by Jaime & Jason	-75,000
HFTE Waima, Planned Renewals(DFP1086)	IAM Reforecast Out to FY22-23 Delivery Schedule Update Rakesh	-76,667
Property Aerial Photography	Reforecast Property Aerial Photography to	-86,016
Lonely Valley Road Pump Station Replacement	IAM Reforecast Out of FY21-22 Delivery Schedule Update Rakesh	-88,000
Kaitaia WWTP Installation of Septage Screening	IAM Reforecast Out of FY21-22 Delivery Schedule Update Rakesh	-90,000
Kawakawa Pump Station Upgrades	IAM Reforecast Out of FY21-22 Delivery Schedule Update Rakesh	-91,300
Contact Centre Improvement	Corp reforecast out to FY22-23 schedule update by Jaime & Jason	-100,000
Robotic Process Automation	Corp reforecast - release budget schedule update by Jaime & Jason	-100,000

Kawakawa Stormwater Improvements	IAM Reforecast Out of FY21-22 Delivery Schedule Update Rakesh	-100,000
Kaikohe Discharge Consent	IAM Reforecast Out of FY21-22 Delivery Schedule Update Rakesh	-100,000
Kaitaia Discharge Consent	IAM Reforecast Out of FY21-22 Delivery Schedule Update Rakesh	-100,000
Kaitaia Discharge Consent	IAM Reforecast Out of FY21-22 Delivery Schedule Update Rakesh	-100,000
Reservoir Safety Fall Protection Upgrade	IAM Reforecast Out of FY21-22 Delivery Schedule Update Rakesh	-100,000
Archives Digitisation	Corp reforecast - release budget schedule update by Jaime & Jason	-105,000
Smart District Action Plan	Reforecast Smart District Action Plan to	-125,000
Paihia PS1 upgrade	IAM Reforecast Out of FY21-22 Delivery Schedule Update Rakesh	-127,098
HFTE Rawene, Planned Renewals(DFP1085)	IAM Reforecast Out to FY22-23 Delivery Schedule Update Rakesh	-141,667
Russell WWTP Disposal Bores	IAM Reforecast Out of FY21-22 Delivery Schedule Update Rakesh	-149,142
Water treatment plant relocation of plant and new source, Pa	IAM Reforecast Out of FY21-22 Delivery Schedule Update Rakesh	-150,000
HFTE Oxford Street Kaitaia, Planned Renewals(DFP1074)	IAM Reforecast Out to FY22-223 Delivery Schedule Update Rakesh	-153,333
Pump Stations East coast	IAM Reforecast Out of FY21-22 Delivery Schedule Update Rakesh	-163,900
East Coast Adamson St Stormwater	IAM Reforecast Out of FY21-22 Delivery Schedule Update Rakesh	-175,000
Kaikohe Septage Screen	IAM Reforecast Out of FY21-22 Delivery Schedule Update Rakesh	-175,000
East Coast WWTP	IAM Reforecast Out of FY21-22 Delivery Schedule Update Rakesh	-180,000
Opito Bay Toilets	Reforecast Opito Bay Toilets to FY22/23	-192,968
Pump Stations Paihia	IAM Reforecast Out of FY21-22 Delivery Schedule Update Rakesh	-193,600
Wastewater Telemetry	IAM Reforecast Out of FY21-22 Delivery Schedule Update Rakesh	-195,074
Kaikohe - Memorial Park Public Toilet	Reforecast Kaikohe - Memorial Park Public Toilet to FY22/23	-205,097
Moerewa Pembroke St Stormwater Improvements	IAM Reforecast Out of FY21-22 Delivery Schedule Update Rakesh	-208,763
District Wide Sludge Management	IAM Reforecast Out of FY21-22 Delivery Schedule Update Rakesh	-216,205
Russell WWTP Disposal Bores	IAM Reforecast Out of FY21-22 Delivery Schedule Update Rakesh	-223,713
Kaikohe Zonal Monitoring	IAM Reforecast Out of FY21-22 Delivery Schedule Update Rakesh	-250,000
Mains replacement Paihia	IAM Reforecast Out of FY21-22 Delivery Schedule Update Rakesh	-277,057
Kawakawa WWTP Aerator Upgrade	IAM Reforecast Out of FY21-22 Delivery Schedule Update Rakesh	-280,000
Taipa WWTP Upgrade	IAM Reforecast Out of FY21-22 Delivery Schedule Update Rakesh	-280,000

Fire Flow Upgrades, Skudders Beach	IAM Reforecast Out of FY21-22 Delivery Schedule Update Rakesh	-288,835
HFTE Omapere, House Renovations	IAM Reforecast Out to FY22-23 Delivery Schedule Update Rakesh	-300,000
Opononi Treatment Plant Improvements	IAM Reforecast Out of FY21-22 Delivery Schedule Update Rakesh	-300,000
HFTE Puckey Avenue Kaitaia, Planned Renewals(DFP1080)	IAM Reforecast Out to FY22-23 Delivery Schedule Update Rakesh	-306,667
Kaikohe Memorial hall renewals	IAM Reforecast Out of FY21-22 Delivery Schedule Update Rakesh	-320,440
Programme Flight Plan - PPM	Corp reforecast - release budget schedule update by Jaime & Jason	-350,000
Paihia Mains Baffin Street Stage 1	IAM Reforecast Out of FY21-22 Delivery Schedule Update Rakesh	-354,000
Kohukohu Hall	Reforecast Kohukohu Hall to FY22/23	-420,452
HFTE Kaikohe, Planned Renewals(DFP1079)	IAM Reforecast Out to FY22-23 Delivery Schedule Update Rakesh	-433,333
Te Haumi Seawall	Reforecast Te Haumi Seawall to FY22/23	-470,000
Mangonui Maritime Renewals	Reforecast Mangonui Maritime Renewals to FY22/23	-500,371
Kerikeri Squash Relocation	Reforecast Kerikeri Squash Relocation to FY22/23	-538,607
Wastewater Telemetry	IAM Reforecast Out of FY21-22 Delivery Schedule Update Rakesh	-614,343
Dog Pound Southern	Reforecast Dog Pound Southern to FY22/23	-700,000
Stormwater Imps Moerewa	IAM Reforecast Out of FY21-22 Delivery Schedule Update Rakesh	-735,713
Mangonui Board Walk Extension	Reforecast Mangonui Board Walk Extension	-776,000
Kaitaia Commerce Street Stormwater Line	IAM Reforecast Out of FY21-22 Delivery Schedule Update Rakesh	-1,270,000
HFTE Upgrade Programme(DFX0029)	IAM Reforecast Out to FY22-23 & 23-24 Delivery Schedule Update Rakesh	-1,495,688
Te Hiku o te Ika - PGF	Te Hiku o te Ika - Revitalisaion Project to	-2,041,040
Hihi WWTP Construction	IAM Reforecast Out of FY21-22 Delivery Schedule Update Rakesh	-2,500,000
District Sludge Management Equipment	IAM Reforecast Out of FY21-22 Delivery Schedule Update Rakesh	-2,904,543
Waipapa Sports Hub - PGF	Waipapa Sports Hub saving towards salary to FY22/23	-7,075,797
Lindvart Park PGF Gymnasium	Reforecast Lindvart Park Funding to FY 22/23	-8,424,915
Paihia Maritime	Reforecast Paihia Maritime to FY22/23	-9,051,465

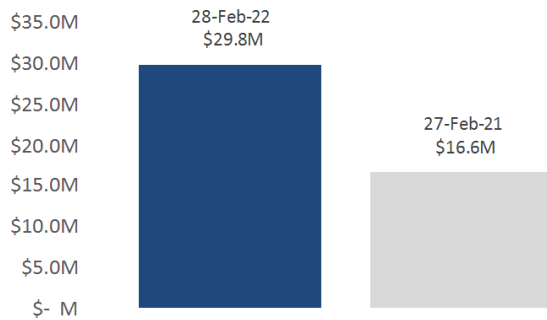
-34,136,157

-34,141,795

Treasury Report

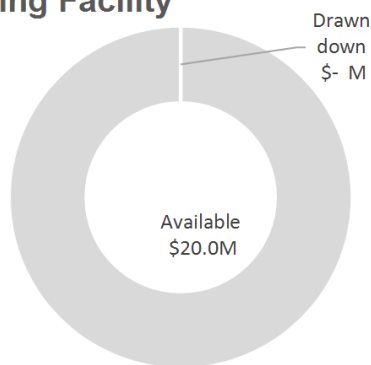
Cash Position

Compared to same time last year



	28-Feb-22	27-Feb-21
ASB General Fund	\$ 24.7M	\$ 11.5M
ASB Special Funds	\$ 5.1M	\$ 5.1M
Investments	\$ - M	\$ - M
Total Cash	\$ 29.8M	\$ 16.6M

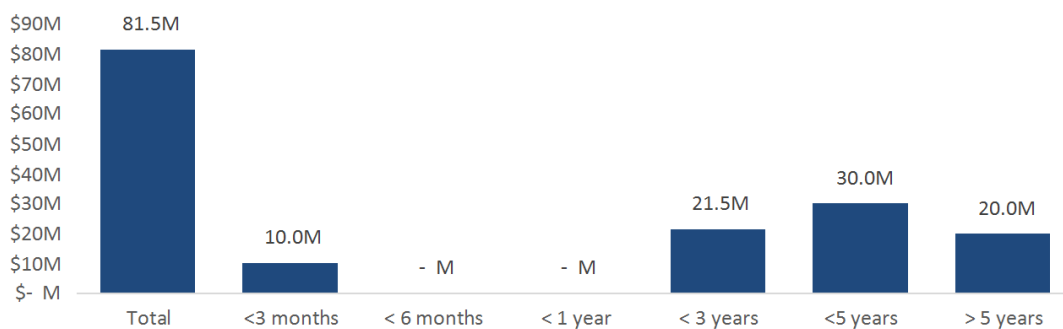
Banking Facility



Banking Facility	\$ 20.0M
Drawn down	\$ - M
Available	\$ 20.0M

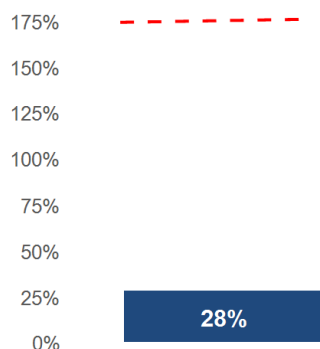
Public Debt

Loans by Maturity Date



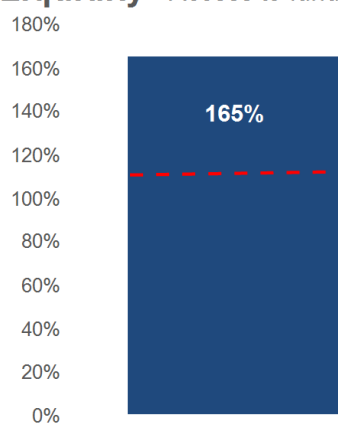
Treasury Compliance

Net Debt as a % of Revenue must be less than 175%



Net Debt	\$ 51.7M
Budgeted Total income	\$ 184.9M
Debt Ceiling	\$ 323.5M
Net debt as % total revenue	28%
Policy Maximum	147%

Liquidity - Access to funds must be greater than 110%



External Debt	\$ 81.5M
ASB Banking Facility	\$ 20.0M
ASB Banking Facility used	\$ - M
Total Committed Public Debt	\$ 101.5M
Liquid Investments Cash at Bank	\$ 29.8M
Liquid Investments ASB Overdraft Facility	\$ 3.0M
	\$ 134.3M
Access to Funds	165%
Policy Minimum	110%

Note: Total revenue is based on 2021/22 total forecast income excluding non government capital contributions (eg. developer contributions and vested assets).

Liquidity is defined as external debt + committed loan facilities + liquid investments, including bank overdraft facility, divided by existing external debt.

Statement of Financial Performance

for the period ending Feb 2022 (Pd8)

	Year To Date (\$000's)			Full Year (\$000's)						
	YTD Actual	Total Budget YTD	Variance	LTP Budget	Budget Brought Forward	Total Annual Budget	Actual vs Budget Variance	Actual vs Budget %	Total Annual Forecast	Forecast vs Budget Variance
Operational Income										
Rates - general (excl water supply rates)	61,847	61,781 -	66	92,675	-	92,675	30,829	67%	92,675	-
Rates - penalties	824	1,032	208	2,063	-	2,063	1,240	40%	2,063	-
Fees & charges (inc water supply rates)	13,042	12,607 -	435	17,590	-	17,590	4,548	74%	17,585	5
Central Govt Subsidies - Admin	-	-	-	-	-	-	-	0%	-	-
Central Govt Subsidies - Operational	8,365	6,025 -	2,340	14,445	677	15,122	6,757	55%	15,283	161
Other Income	4,983	5,308	325	2,244	5,071	7,315	2,332	68%	8,185	870
Capital Income										
Central Govt Subsidies - New Works	1,671	6,362	4,691	38,973	2,417	41,390	39,719	4%	15,084	26,306
Central Govt Subsidies - Renewals	4,189	1,489 -	2,700	8,602	394	8,996	4,807	47%	11,028	2,032
Development Contributions	-	-	-	-	-	-	-	0%	-	-
Other Contributions	14,068	10,404 -	3,664	10,799	10,944	21,744	7,676	65%	26,640	4,897
Total Operating Income	108,987	105,007 -	3,980	187,392	19,503	206,895	97,908	53%	188,544	18,351
Operational Expenditure										
Staff related costs	22,018	22,562	544	34,476	-	34,476	12,458	64%	34,680	204
Contractor Fees	21,528	17,412 -	4,116	32,873	-	32,873	11,345	65%	32,956	83
Professional Fees	5,661	10,369	4,708	11,930	4,744	16,675	11,013	34%	16,180	495
External Services	4,141	4,604	464	6,135	1,605	7,740	3,600	53%	9,048	1,308
Legal Costs	174	582	408	873	-	873	699	20%	802	71
General expenses	7,243	8,378	1,134	11,965	150	12,115	4,871	60%	12,666	551
Grants and donations	1,203	1,617	414	2,385	15	2,400	1,197	50%	2,375	26
Rate remissions	1,897	1,825 -	72	2,087	-	2,087	190	91%	2,087	-
Allocations (direct and indirect)	-	1	1	0	-	0	0	0%	0	-
Interest costs	1,019	1,522	502	2,282	-	2,282	1,263	45%	2,282	-
Sub total	64,885	68,871	3,987	105,007	6,515	111,521	46,637	58%	113,077	1,556
Depreciation and other asset costs	24,520	25,046	526	37,569	-	37,569	13,049	65%	37,569	-
Gain/Loss on Disposal	595	-	595	-	-	-	595	100%	-	-
Total Operational Expenditure	90,000	93,918	3,918	142,576	6,515	149,091	59,091	60%	150,646	1,556
Net Operating Surplus	18,987	11,089	7,898	44,816	12,989	57,804	38,817		37,898	19,907

Statement of Capital Performance

for the period ending Feb 2022 (Pd8)

	Year To Date (\$000's)					Full Year (\$000's)				
	YTD Actual	Total Budget	Variance	LTP Budget	Budget Brought Forward	Total Annual Budget	Actual vs Budget Variance	Actual vs Budget %	Total Annual Forecast	Forecast vs Budget Variance
District Facilities	10,701	21,400	10,699	62,816	8,606	71,422	60,721	15%	38,035	33,388
Environmental Management	140	708	568	981	327	1,308	1,168	11%	608	700
Roading and Footpaths	14,540	11,593 -	2,947	43,276	7,282	50,558	36,019	29%	44,330	6,228
Wastewater	855	5,554	4,699	13,047	1,926	14,973	14,117	6%	5,343	9,629
Stormwater	157	247	90	3,672	311	3,983	3,826	4%	1,367	2,615
Solid Waste Management	113	492	380	767	155	922	810	12%	768	155
Water Supply	9,798	16,189	6,390	11,573	8,931	20,505	10,706	48%	23,372	2,867
Governance & Strategic Administration	1,175	1,595	420	3,407	1,942	5,349	4,174	22%	4,131	1,218
Customer Services	443	555	112	993	906	1,899	1,456	23%	1,967	68
Strategic Planning & Policy	23	- -	23	-	-	- -	23	100%	120	120
Total Capital Expenditure	37,945	58,333	20,388	140,533	30,386	170,919	132,974	22%	120,041	50,878

Analysis of Controllable Income and Expenditure by LTP Group

Income	Year To Date (\$000's)			Full Year (\$000's)						
	YTD Actual	Total Budget	Variance	LTP Budget	Budget Brought Forward	Total Annual Budget	Actual vs Budget Variance	Actual vs Budget %	Total Annual Forecast	Forecast vs Budget Variance
District Facilities	7,642	5,839 -	1,803	30,266	5,111	35,377	27,735	-22%	19,118	16,259
Environmental Management	4,892	3,939 -	953	5,748	-	5,748	856	-85%	5,743	5
Roading and Footpaths	20,087	15,101 -	4,986	45,192	4,463	49,655	29,568	-40%	47,375	2,280
Wastewater	917	1,558	641	301	1,483	1,784	867	-51%	2,308	523
Stormwater	620	1,010	390	-	1,106	1,106	486	-56%	840	266
Solid Waste Management	1,184	1,024 -	161	1,478	-	1,478	293	-80%	1,420	58
Water Supply	9,327	12,579	3,252	7,017	7,319	14,336	5,009	-65%	14,078	257
Governance & Strategic Administration	1,002	720 -	282	1,999	21	2,020	1,018	-50%	2,020	-
Customer Services	346	374	28	577	-	577	231	-60%	577	-
Strategic Planning & Policy	298	50 -	248	75	-	75 -	223	-398%	325	250
Total Operating Income	46,316	42,194 -	4,122	92,653	19,503	112,156	65,840	41%	93,805	18,351

Operational Expenditure	Year To Date (\$000's)			Full Year (\$000's)						
	YTD Actual	Total Budget	Variance	LTP Budget	Budget Brought Forward	Total Annual Budget	Actual vs Budget Variance	Actual vs Budget %	Total Annual Forecast	Forecast vs Budget Variance
District Facilities	5,738	6,768	1,030	9,441	372	9,813	4,075	58%	10,410	597
Environmental Management	5,749	6,556	806	9,972	-	9,972	4,222	58%	9,967	5
Roading and Footpaths	15,540	11,200 -	4,340	26,934	578	27,512	11,973	56%	27,831	319
Wastewater	6,684	6,663 -	20	7,263	2,250	9,514	2,830	70%	10,036	523
Stormwater	1,367	3,175	1,808	3,259	1,106	4,366	2,998	31%	4,075	290
Solid Waste Management	3,025	2,900 -	126	4,348	-	4,348	1,323	70%	4,348	-
Water Supply	4,950	6,099	1,149	6,126	2,188	8,314	3,364	60%	8,456	141
Governance & Strategic Administration	14,465	15,517	1,051	22,559	21	22,580	8,115	64%	22,535	45
Customer Services	3,240	3,708	468	5,599	-	5,599	2,360	58%	5,590	9
Strategic Planning & Policy	3,107	4,764	1,657	7,221	-	7,221	4,114	43%	7,546	325
Total Direct Costs	63,865	67,349	3,484	102,724	6,515	109,239	45,374	58%	110,795	1,556

Capital Spend Analysis

as at 28-Feb-2022

	YTD (\$000's)		Full Year (\$000's)							
LTP Group	YTD Actual	Commitments	LTP Budget	Carry Forward Budget	Total Annual Budget	Actual vs Budget %	Total Annual Forecast	Actual vs Forecast %	Forecast vs Budget %	Forecast vs Budget Variance
District Facilities	3,231	2,211	18,292	5,509	23,801	13.6%	17,210	18.8%	72%	(6,590)
Wastewater	855	738	13,047	1,926	14,973	5.7%	5,343	16.0%	36%	(9,629)
Water Supply	798	791	6,722	907	7,629	10.5%	6,104	13.1%	80%	(1,525)
Stormwater	157	103	3,672	311	3,983	3.9%	1,367	11.5%	34%	(2,615)
Solid Waste	113	30	767	155	922	12.2%	768	14.7%	83%	(155)
Project Delivery Team Subtotal	5,155	3,872	42,500	8,808	51,307	10.0%	30,793	16.7%	60%	(20,514)
Roading & Footpaths	8,997	11,818	31,827	4,177	36,004	25.0%	31,926	28.2%	89%	(4,077)
IAM Total	14,152	15,690	74,327	12,985	87,311	16.2%	62,719	22.6%	72%	(24,592)
Environmental Management	57	5	28	0	28	205.0%	28	205.0%	100%	0
Governance & Strategic Administration	1,175	485	3,407	1,932	5,338	22.0%	4,120	28.5%	77%	(1,218)
Customer Services	443	257	1,431	917	2,348	18.9%	2,416	18.3%	103%	68
Strategic Planning	23	0	0	0	0	0.0%	120	19.1%	0%	120
Other Total	1,698	747	4,865	2,848	7,714	22.0%	6,684	25.4%	87%	(1,030)
Sub Total	15,850	16,437	79,192	15,833	95,025	16.7%	69,403	22.8%	73%	(25,622)
DIA Projects										
Water Supply	9,000	4,091	4,852	8,024	12,876	69.9%	17,267	52.1%	134%	4,392
Wastewater	0	0	0	0	0	0.0%	0	0.0%	0%	0
Stormwater	0	0	0	0	0	0.0%	0	0.0%	0%	0
Total DIA Projects	9,000	4,091	4,852	8,024	12,876	69.9%	17,267	52.1%	134%	4,392
ESEO Projects										
District Facilities	7,470	3,951	44,086	3,098	47,184	15.8%	20,387	36.6%	43%	(26,798)
Environmental Management	83	0	953	327	1,280	6.5%	580	14.3%	45%	(700)
Roading & Footpaths	5,543	5,733	11,449	3,105	14,555	38.1%	12,404	44.7%	85%	(2,151)
Total ESEO Projects	13,095	9,684	56,489	6,529	63,019	20.8%	33,371	39.2%	53%	(29,648)
Total	37,945	30,212	140,533	30,386	170,919	22.2%	120,041	31.6%	70%	(50,878)

Comments:

The 'Total Annual Forecast' is what is expected to be spent by 30 June 2022.

The above completion % are based solely on the actual spend to 28-Feb-2022.

Capital spend Analysis by %

The picture below indicates the position if the commitments that are still to be completed are included in the calculations

as at 28-Feb-2022

Actual + commitments against total forecast budget	
LTP Group	YTD Actual (%)
District Facilities	31.6%
Wastewater	29.8%
Water Supply	26.0%
Stormwater	19.0%
Solid Waste	18.6%
Project Delivery Team Subtotal	29.3%
Roading & Footpaths	65.2%
IAM Total	47.6%
Environmental Management	222.0%
Governance & Strategic Administration	40.3%
Customer Services	29.0%
Strategic Planning	19.1%
Other Total	36.6%
Sub Total	46.5%
DIA Projects	
Water Supply	75.8%
Wastewater	0.0%
Stormwater	0.0%
Total DIA Projects	75.8%
ESEO Projects	
District Facilities	56.0%
Environmental Management	14.3%
Roading & Footpaths	90.9%
Total ESEO Projects	68.3%
Total	56.8%